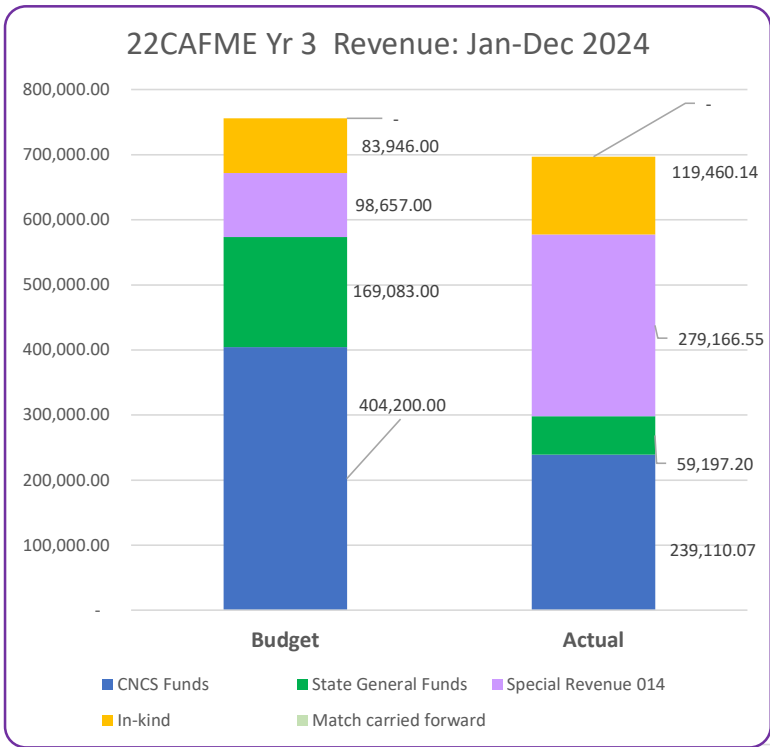
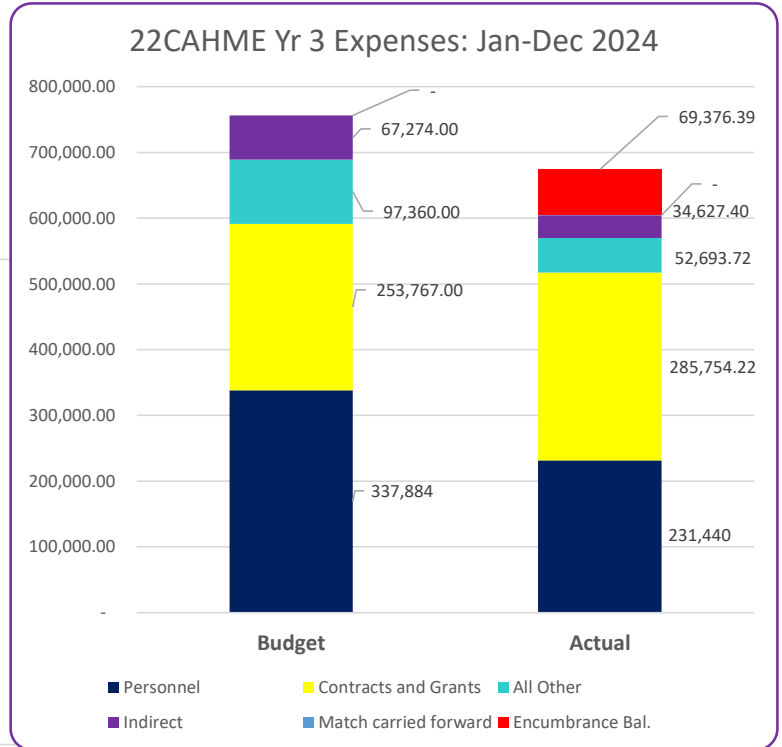
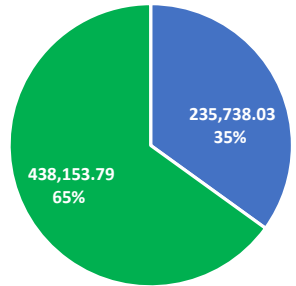


Commission Support Grant (CY 2024)

	----- Budget -----		Actual									
			Jan-March 2021		April-June 2021		July-September 2021		Oct-Dec 2021		Total-to-date	
	CNCS	Local \$\$	CNCS	Local \$\$	CNCS	Local \$\$	CNCS	Local \$\$	CNCS	Local \$\$	CNCS	Local \$\$
CNCS Funds (all)	404,200.00		76,021.97		86,047.57		77,040.53		-		239,110.07	-
State General Funds		169,083.00		31,153.66		26,180.64		1,862.90		-		59,197.20
Special Revenue 014		98,657.00		233,917.67		41,140.86		4,108.02		-		279,166.55
In-kind		83,946.00		5,987.12		49,360.48		64,112.54		-		119,460.14
Match carried forward		-		-		-		-		-		-
Period Total	404,200.00	351,686.00	76,021.97	271,058.45	86,047.57	116,681.98	77,040.53	70,083.46	-	-	239,110.07	457,823.89
Personnel	298,501.00	39,383.00	50,151.81	19,377.63	72,530.28	10,499.16	75,553.18	3,328.03	-	-	198,235.27	33,204.82
Contracts and Grants	34,457.00	219,310.00	500.00	87,027.65	1,000.00	130,958.97	-	66,267.60	-	-	1,500.00	284,254.22
All Other	48,364.00	48,996.00	3,495.79	5,556.39	19,748.97	19,695.68	2,640.13	1,556.76	-	-	25,884.89	26,808.83
Indirect	22,879.00	44,395.00	1,593.51	5,872.48	4,784.42	10,419.28	3,739.94	8,217.78	-	-	10,117.87	24,509.53
Match carried forward		-		-		-		-			-	-
Encumbrance Bal.		-		-		-		69,376.39			-	69,376.39
Period Total	404,201.00	352,084.00	55,741.11	117,834.15	98,063.67	171,573.09	81,933.25	148,746.56	-	-	235,738.03	438,153.79
% Share		53%		47%							35%	65%



Cost Share Actual - Federal: Grantee



This sheet will auto fill. Do not edit. Training and Technical Assistance Funding (fed agency calls it CIF)

	Budget	Actual				
		Year-to-date	Jan-March 2024	April-June 2024	July-Sept 2024	Oct-Dec 2024
CNCS new Funds	172,647.00	87,620.19	24,195.15	37,843.52	25,581.52	-
CNCS carry forward						
Period Total	172,647.00	87,620.19	24,195.15	37,843.52	25,581.52	-
Personnel	132,064.00	78,231.02	27,360.84	28,131.23	22,738.95	-
Contracts and Grants	3,375.00	141.50	70.75	70.75	-	-
All Other	20,988.00	4,671.54	706.09	3,466.92	498.53	-
Indirect	16,218.35	4,907.06	1,318.30	2,030.68	1,558.08	-
Encumbrance Bal.*						
Period Total	172,645.35	87,951.12	29,455.98	33,699.58	24,795.56	-

% Share

(330.93) journal corrections will wipe this "unexpended" out

