

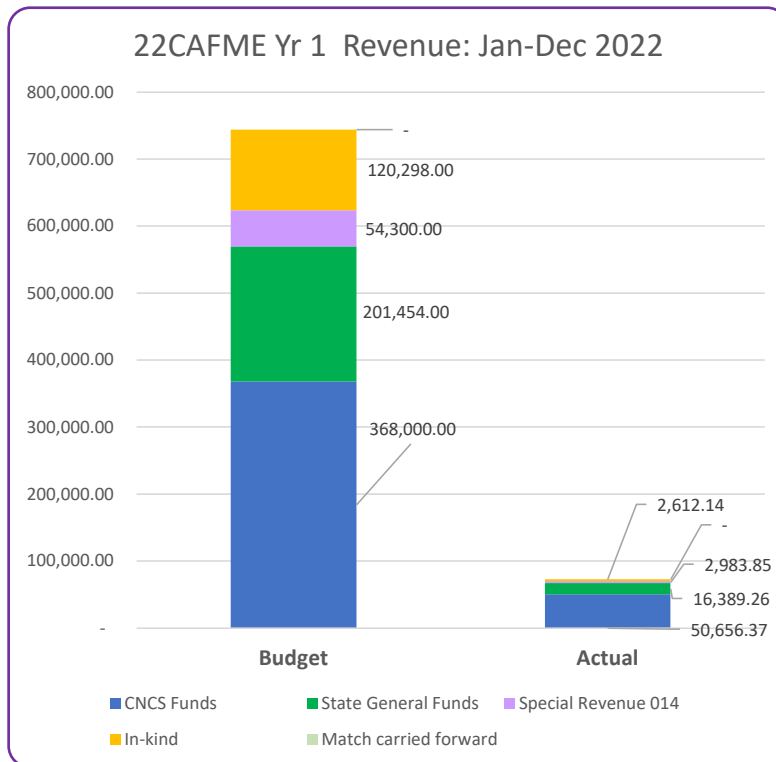


Commission Financial Reports
Period ending 3/31/2022

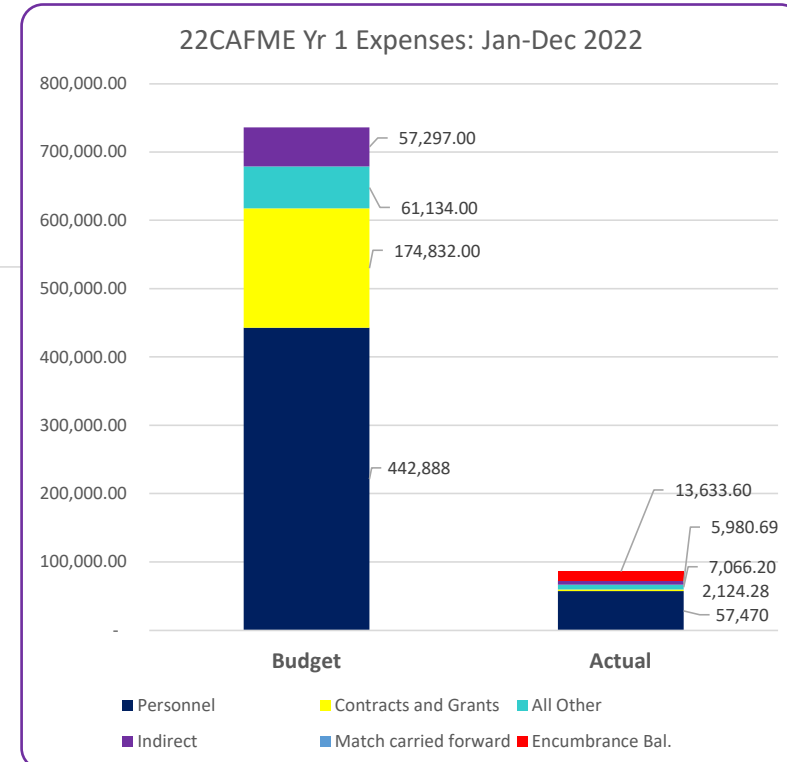
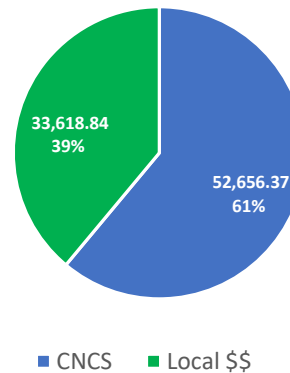
Commission Support Grant (CY 2022)

	----- Budget -----		Actual									
	CNCS	Local \$\$	Jan-March 2022		April-June 2022		July-September 2022		Oct-Dec 2022		Total-to-date	
			CNCS	Local \$\$	CNCS	Local \$\$	CNCS	Local \$\$	CNCS	Local \$\$	CNCS	Local \$\$
CNCS Funds (all)	368,000.00		50,656.37		-		-		-		50,656.37	-
State General Funds		201,454.00		16,389.26		-		-		-		16,389.26
Special Revenue 014		54,300.00		2,983.85		-		-		-		2,983.85
In-kind		120,298.00		2,612.14		-		-		-		2,612.14
Match carried forward		-		-		-		-		-		-
Period Total	368,000.00	376,052.00	50,656.37	21,985.24	-	-	-	-	-	-	50,656.37	21,985.24
Personnel	296,798.00	146,090.00	46,334.21	11,136.23	-	-	-	-	-	-	46,334.21	11,136.23
Contracts and Grants	20,000.00	154,832.00	2,124.28	-	-	-	-	-	-	-	2,124.28	-
All Other	24,259.00	36,875.00	-	7,066.20	-	-	-	-	-	-	-	7,066.20
Indirect	26,943.00	30,354.00	2,197.88	3,782.81	-	-	-	-	-	-	2,197.88	3,782.81
Match carried forward												
Encumbrance Bal.			2,000.00	11,633.60							2,000.00	11,633.60
Period Total	368,000.00	368,151.00	52,656.37	33,618.84	-	-	-	-	-	-	52,656.37	33,618.84

% Share



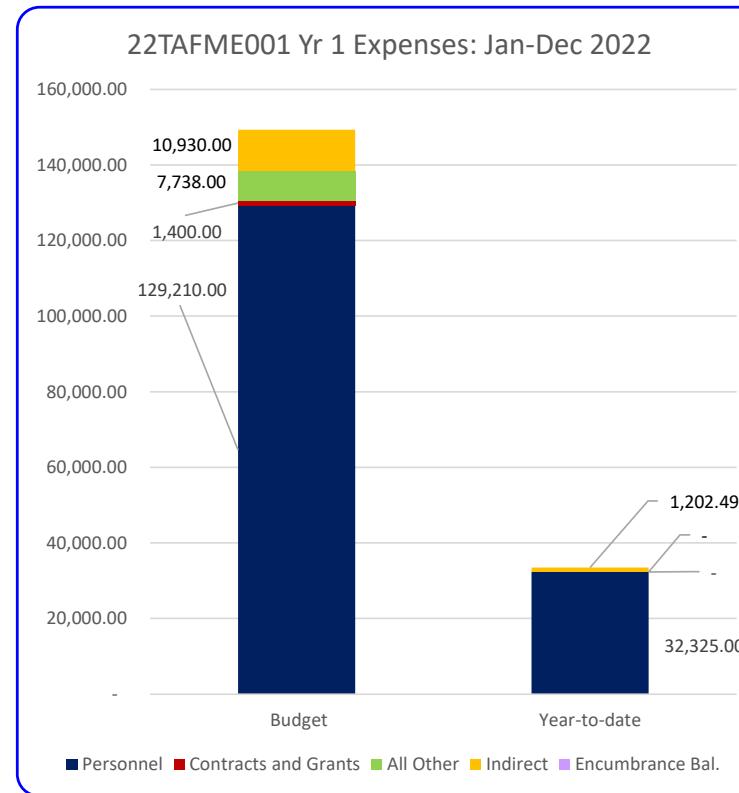
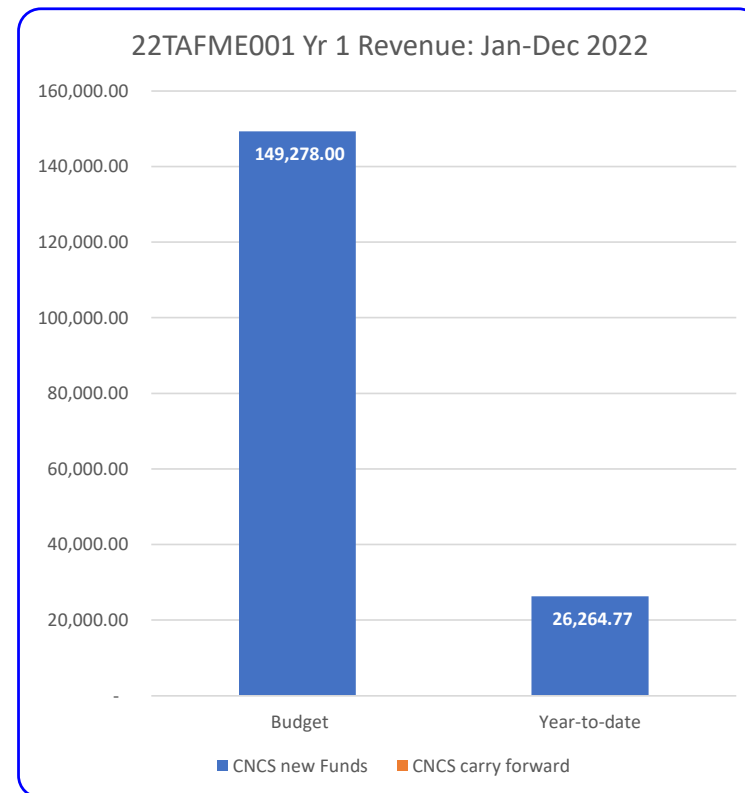
Cost Share Actual - Federal: Grantee



Quarter ending March 31, 2022

This sheet will auto fill. Do not edit.		Training and Technical Assistance Funding (fed agency calls it CIF)				
		Actual				
	Budget	Year-to-date	Jan-March 2022	April-June 2022	July-Sept 2022	Oct-Dec 2022
CNCS new Funds	149,278.00	26,264.77	26,264.77	-	-	-
CNCS carry forward						-
Period Total	149,278.00	26,264.77	26,264.77	-	-	-
Personnel	129,210.00	32,325.00	32,325.00	-	-	-
Contracts and Grants	1,400.00	-	-	-	-	-
All Other	7,738.00	-	-	-	-	-
Indirect	10,930.00	1,202.49	1,202.49	-	-	-
Encumbrance Bal.						
Period Total	149,278.00	33,527.49	33,527.49	-	-	-

% Share

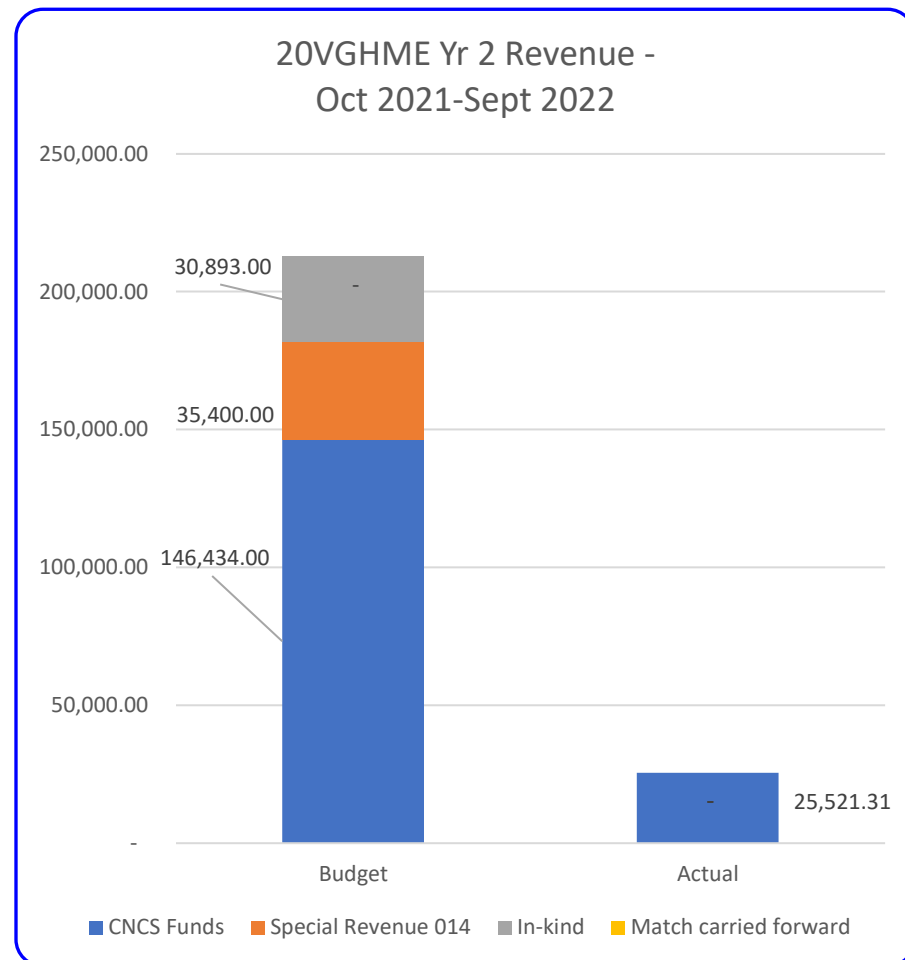


Quarter ending March 31, 2022

This sheet will auto fill. Do not edit.

Volunteer Generation Fund (2020-2024)

	----- Budget -----		Actual									
	CNCS	Local \$\$	Oct-Dec 2020		Jan-March 2021		April-June 2021		July-September 2021		Total-to-date	
			CNCS	Local \$\$	CNCS	Local \$\$	CNCS	Local \$\$	CNCS	Local \$\$	CNCS	Local \$\$
CNCS Funds	146,434		-		25,521.31		-		-		25,521.31	
Special Revenue 014		35,400	-	-		-	-	-	-	-		-
In-kind		30,893	-	-		-	-	-	-	-		-
Match carried forward												
Period Total	146,434	66,293	-	-	25,521.31	-	-	-	-	-	25,521.31	-
Personnel	100,266		-	-	16,697.62	-	-	-	-	-	16,697.62	-
Contracts and Grants	16,000	41,000	-	-	16,697.62	-	-	-	-	-	16,697.62	-
All Other	18,078	4,476	-	-	7,152.68	-	-	-	-	-	7,152.68	-
Indirect	12,090	20,817	-	-	1,121.01	-	312.35	-	-	-	1,433.36	-
Encumbrance Bal.												
Period Total	146,434	66,293	-	-	41,668.93	-	312.35	-	-	-	41,981.28	-
% Share	69%	31%										



Match waiver in effect for current year

Cost Share Actual - Federal: Grantee

