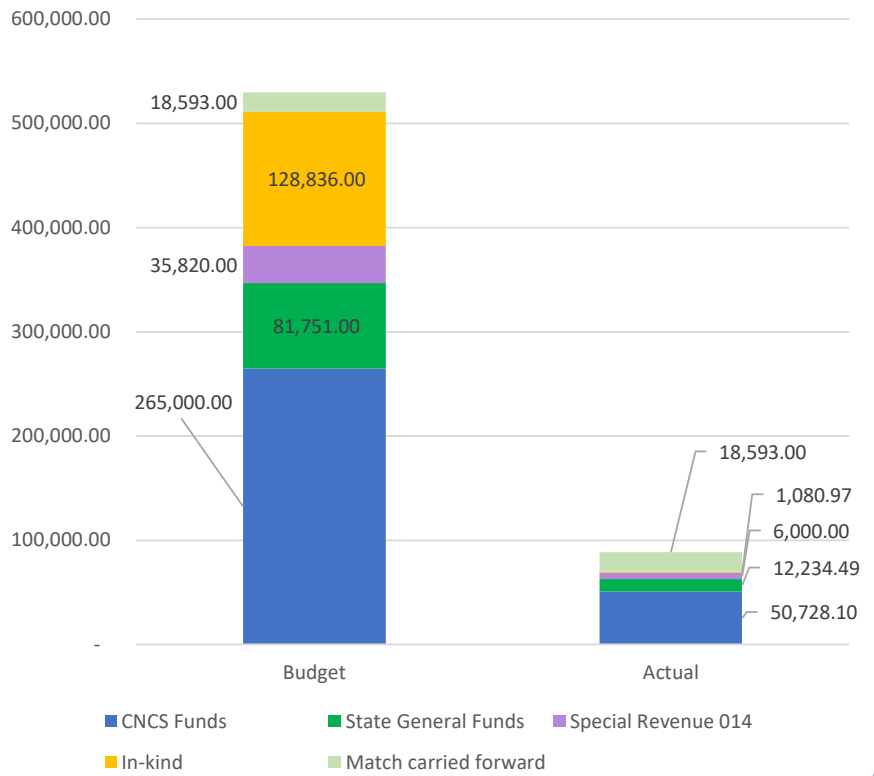


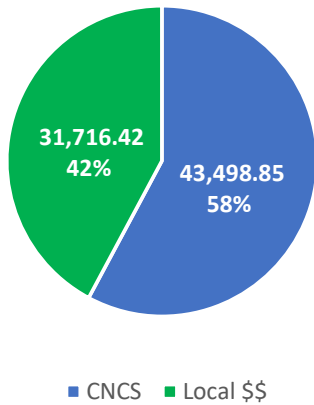
Summary for graphs

	Budget	Actual
CNCS Funds	265,000.00	50,728.10
State General Funds	81,751.00	12,234.49
Special Revenue 014	35,820.00	6,000.00
In-kind	128,836.00	1,080.97
Match carried forward	18,593.00	18,593.00
Period Total	530,000.00	88,636.56
Personnel	227,023.00	101,396.78
Contracts and Grants	199,510.00	10,667.06
All Other	65,473.00	38,366.70
Indirect	19,401.00	291.03
Encumbrance Bal.	-	-
Period Total	511,407.00	150,721.57

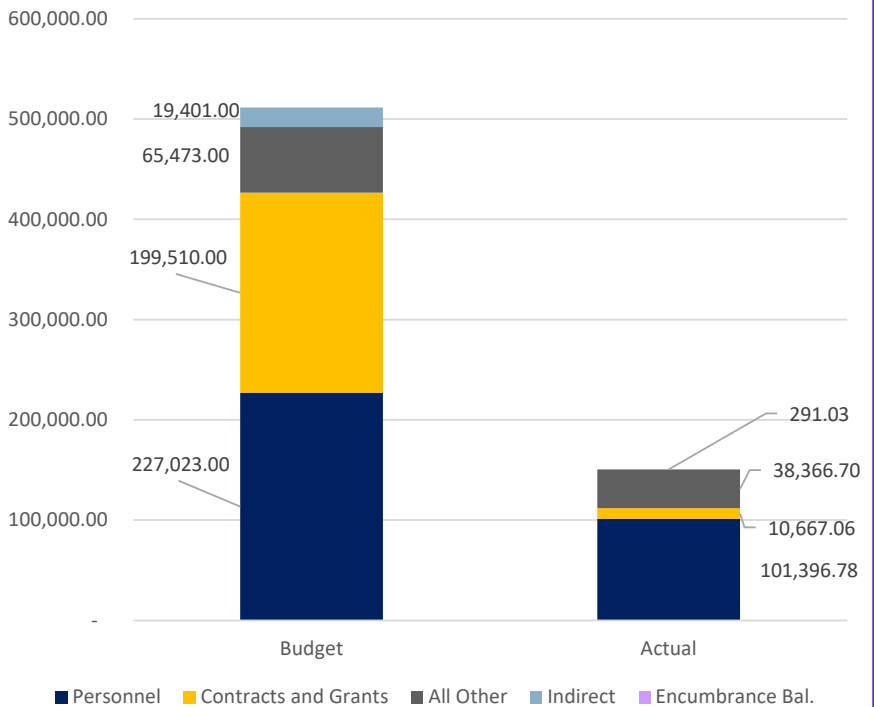
19CAHME Yr 3 Revenue: Jan-Dec 2021



Cost Share - Federal: Grantee



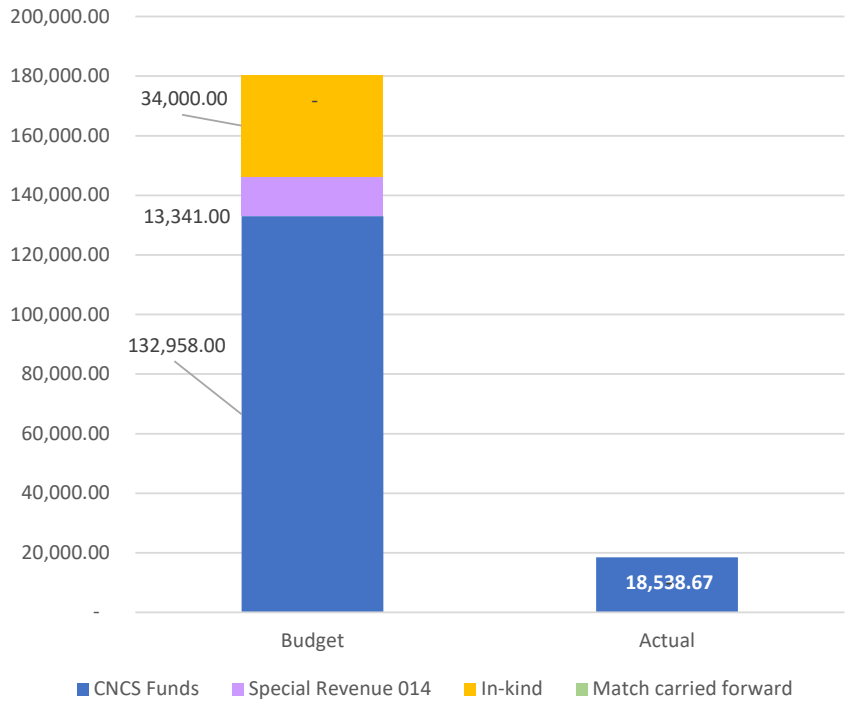
19CAHME Yr 3 Expenses: Jan-Dec 2021



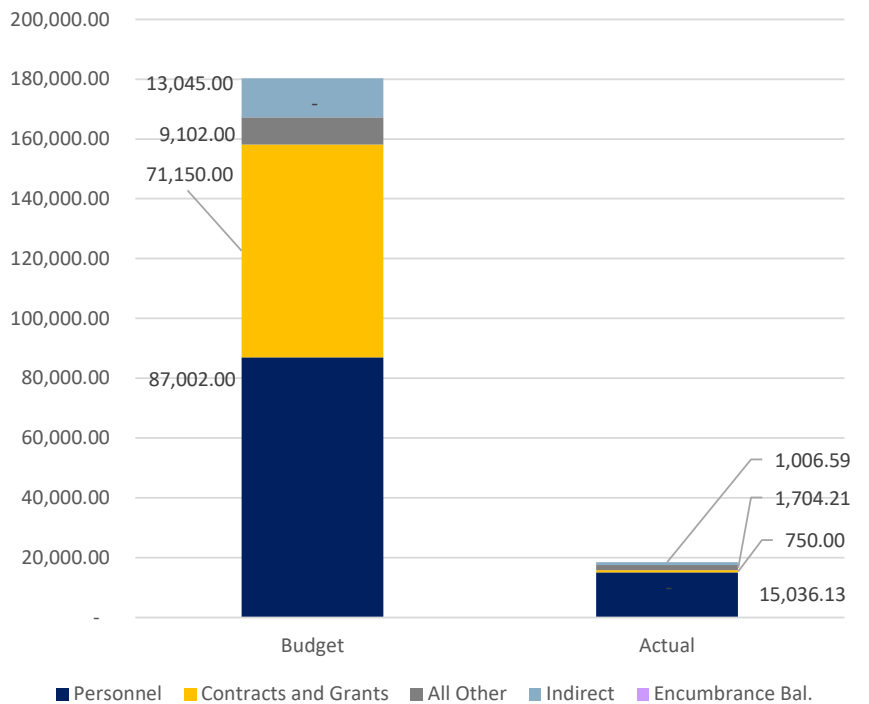
Summary for graphs

	Budget	Actual
CNCS Funds	132,958.00	18,538.67
Special Revenue 014	13,341.00	-
In-kind	34,000.00	-
Match carried forward	-	-
Period Total	180,299.00	18,538.67
Personnel	87,002.00	15,036.13
Contracts and Grants	71,150.00	750.00
All Other	9,102.00	1,704.21
Indirect	13,045.00	1,006.59
Encumbrance Bal.	-	-
Period Total	180,299.00	18,496.93
% CNCS Share	74%	100%
% Grantee Share	26%	0%

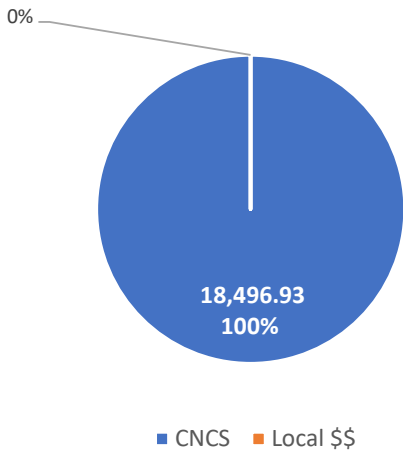
20VGHME Revenue - Oct 2020-Sept 2021



20VGHME Expenses - Oct 2020 - Sept 2021

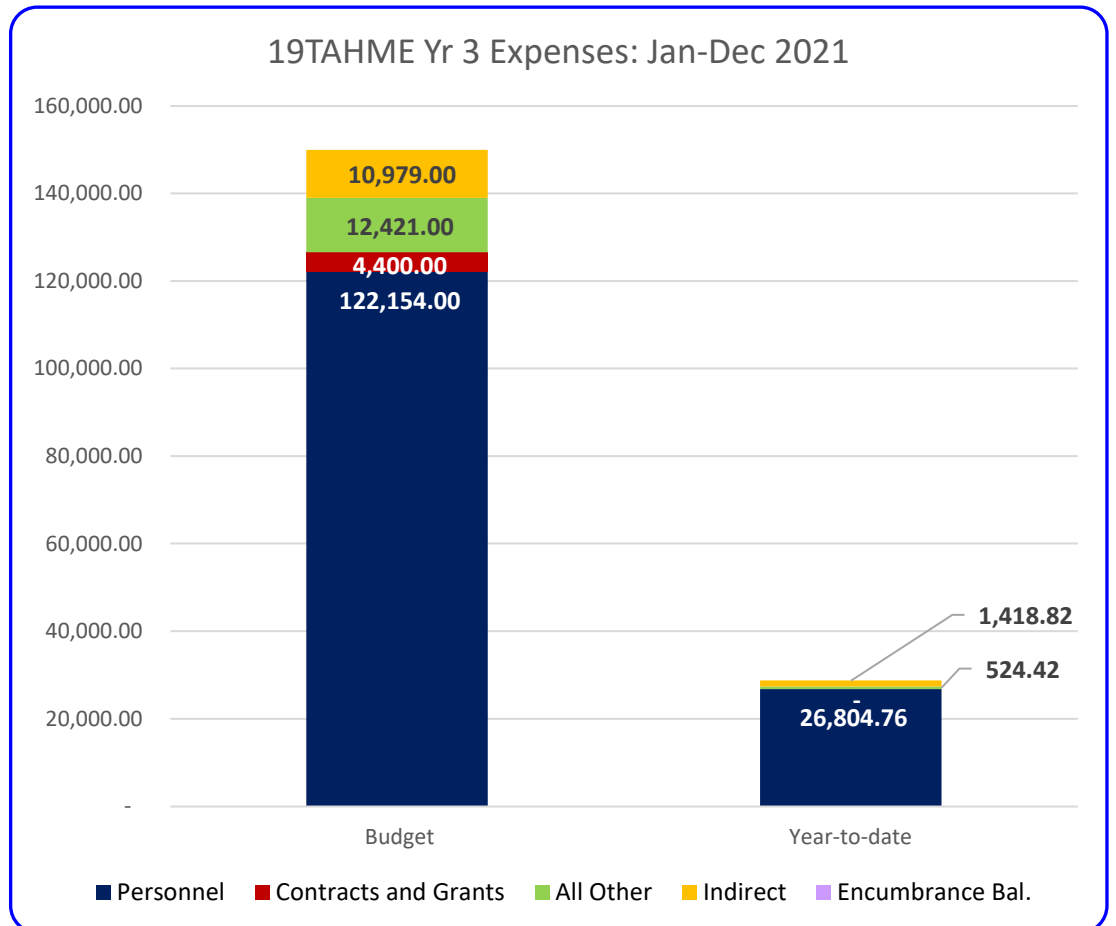


Cost Share - Federal: Grantee



As of Quarter Ending 03/31/2021

	Budget	Actual				
		Year-to-date	Jan-March 2021	April-June 2021	July-Sept 2021	Oct-Dec 2021
CNCS new Funds	149,954.00	28,420.61	28,420.61	-	-	-
CNCS carry forward						-
Period Total	149,954.00	28,420.61	28,420.61	-	-	-
Personnel	122,154.00	26,804.76	26,804.76	-	-	-
Contracts and Grants	4,400.00	-	-	-	-	-
All Other	12,421.00	524.42	524.42	-	-	-
Indirect	10,979.00	1,418.82	1,418.82	-	-	-
Encumbrance Bal.						
Period Total	149,954.00	28,748.00	28,748.00	-	-	-
% Share						
Carry forward to add:	38,570.00					

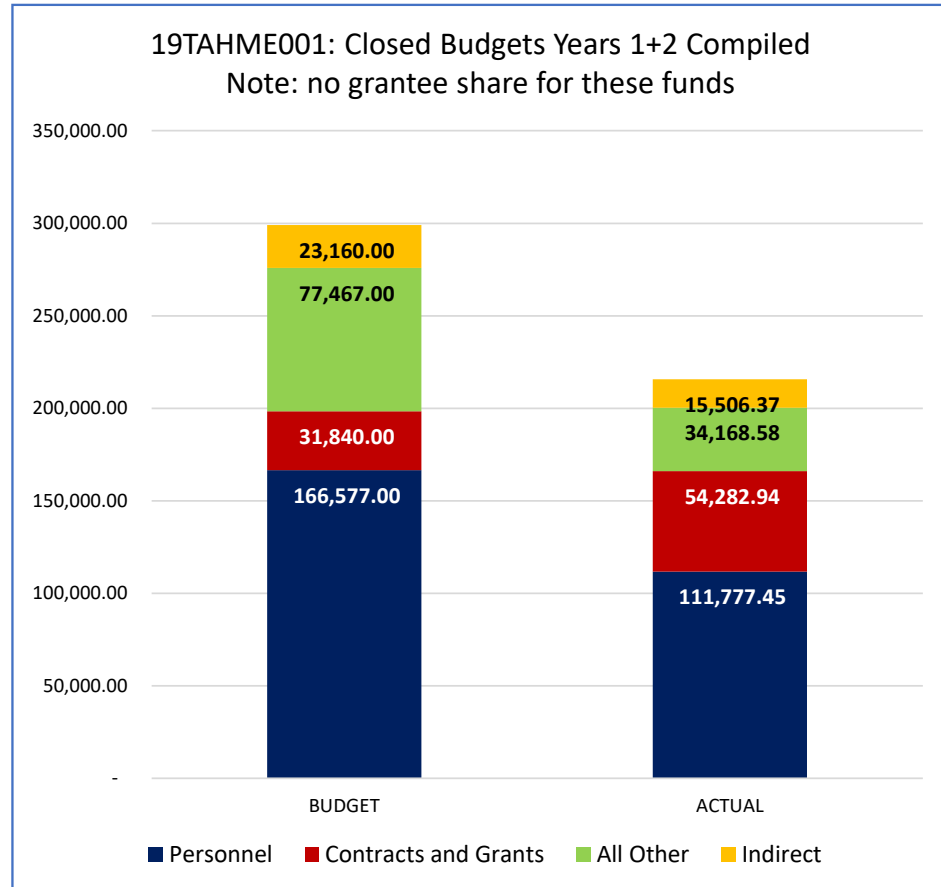


Cash Expenditures for Program Development and Training
(Encumbrances paid in 2021 not included)

Federal Grant ID: 19TAHME001

Dates Covered by Closed Budgets: 07/01/2019 - 12/31/2020

REVENUE	BUDGET	ACTUAL
CNCS	299,044.00	215,735.34
Period Total	299,044.00	215,735.34
EXPENSES		
Personnel	166,577.00	111,777.45
Contracts and Grants	31,840.00	54,282.94
All Other	77,467.00	34,168.58
Indirect	23,160.00	15,506.37
Period Total	299,044.00	215,735.34



Final Status of Grant as of March 31, 2021
In closeout

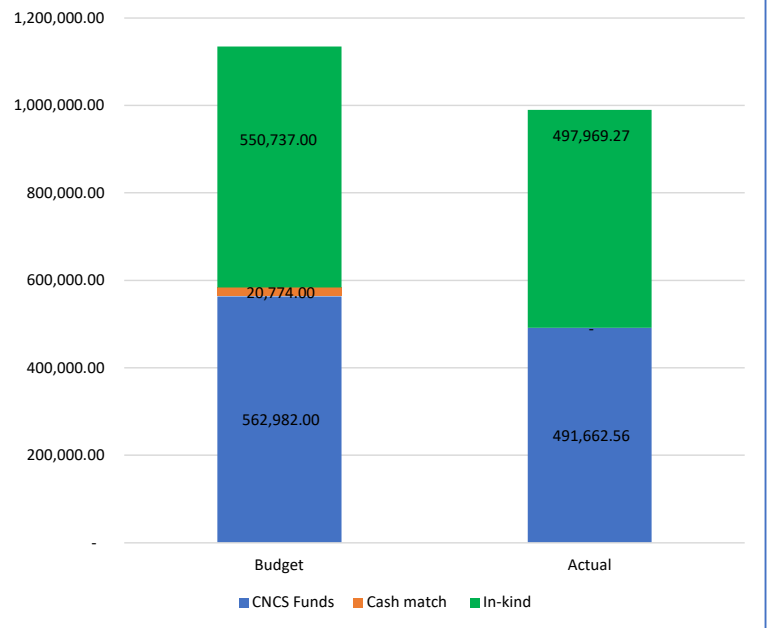
17VGHME: 10/01/2017 - 03/31/2021

Summary for graphs

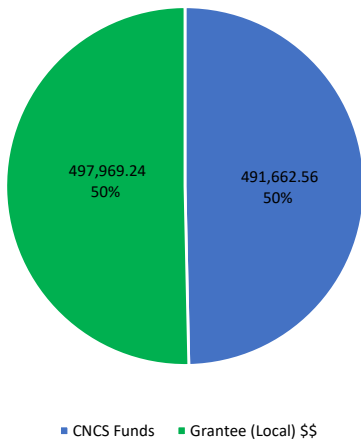
Revenue	Budget	Actual
CNCS Funds	562,982.00	491,662.56
Cash match	20,774.00	-
In-kind	550,737.00	497,969.27
Period Total	1,134,493.00	989,631.83
Expenses	Budget	Actual
Personnel	95,800.00	71,866.43
Contracts	213,310.00	73,620.18
Subgrants to Community	775,000.00	770,093.23
All Other	14,478.00	29,989.71
Indirect	29,258.00	13,275.63
Encumbrances to be paid in close		
Period Total	1,127,846.00	958,845.18

At closeout, amt to return to CNCS 71,319.44

17VGHME Revenue: 10/01/2017-03/31/2021



Cost Share - Federal: Grantee
Note: requirement was \$1:\$1 or 50%:50%



17VGHME Expenses: 10/01/2017-03/31/2021

